

Experiments in Bosnia, May 2018

Professor K. G. Korotkov

Introduction

In May 2018 Dr Sam Osmanagich has organized an International Bosnian Pyramid Conference in the town Visoko, where he has discovered ancient pyramids and tunnels. During last 10 years Dr Osmanagich invites researchers from all over the world to study the effects of these structures. In May 2018 we were able to make several measurements in different places with Bio-Well instrument with Sputnik sensor.

Results

1. Environment measurements

Fig.1 presents results of measurements at the top of pyramids and different places in the Bosnian Park nearby the tunnels. As we see, the highest numbers were at the top of Sun Pyramid; at the top of Tumulus results were lower, but still higher than at other places, while all other places demonstrated much higher readings compared with the data in Visoko Hotel.

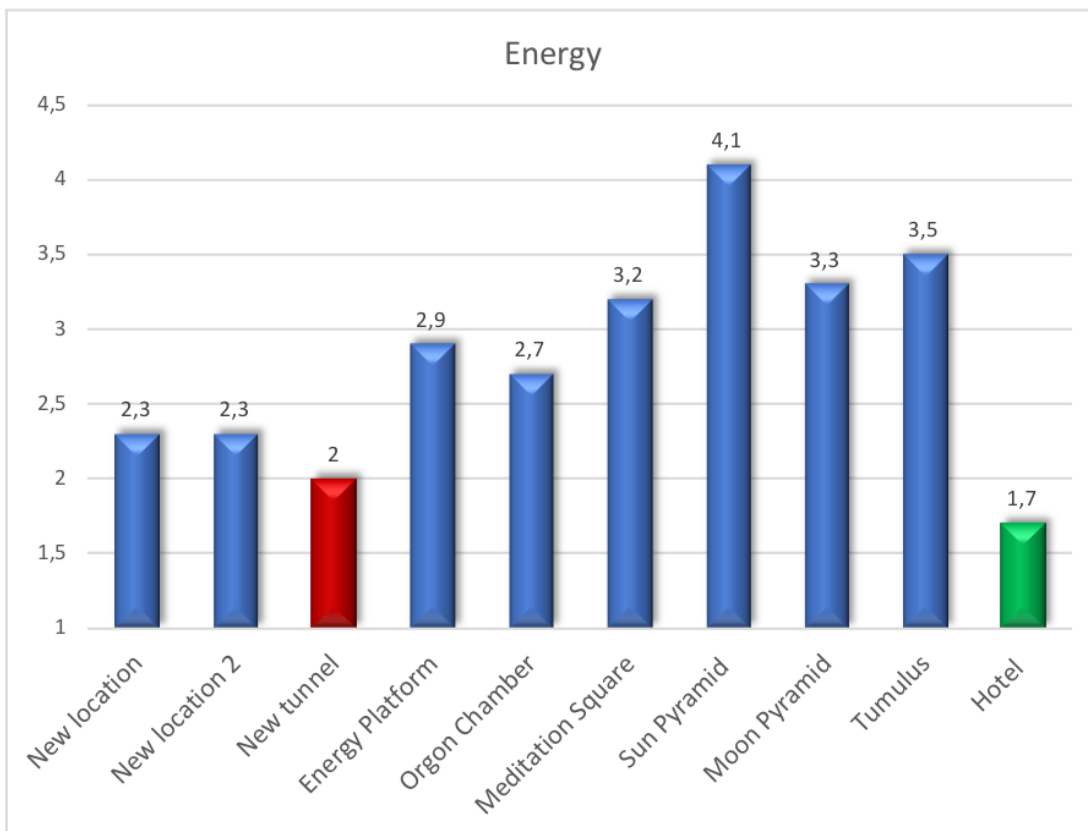


Fig.1. Results of Sputnik measurements at different places in 2018.

Fig.2 demonstrate results of measurements in Bosnia Tunnels. As we see, all data are much higher than at the Hotel, but lower than at the pyramids. Values of energy correspond to the results in Bosnia Park. Data of 5 places with Energy > 2.6 J has no statistically differences, which indicates that they have the same level of energy with insignificant variations. So we may conclude that results in the tunnels were distributed to two groups: with higher and lower values of energy. It is interesting that the lower data were measured in the areas of tunnels, where people are coming for meditation, but this observation need an extra confirmation.

Fig.2. Results of Sputnik measurements at different places in 2018.

Results of May 2018 well correlated with the measurements of March 2017 (fig.3. In 2017 we were able to make much less measurements). Some difference in numbers may be related to different weather and different month of the year.

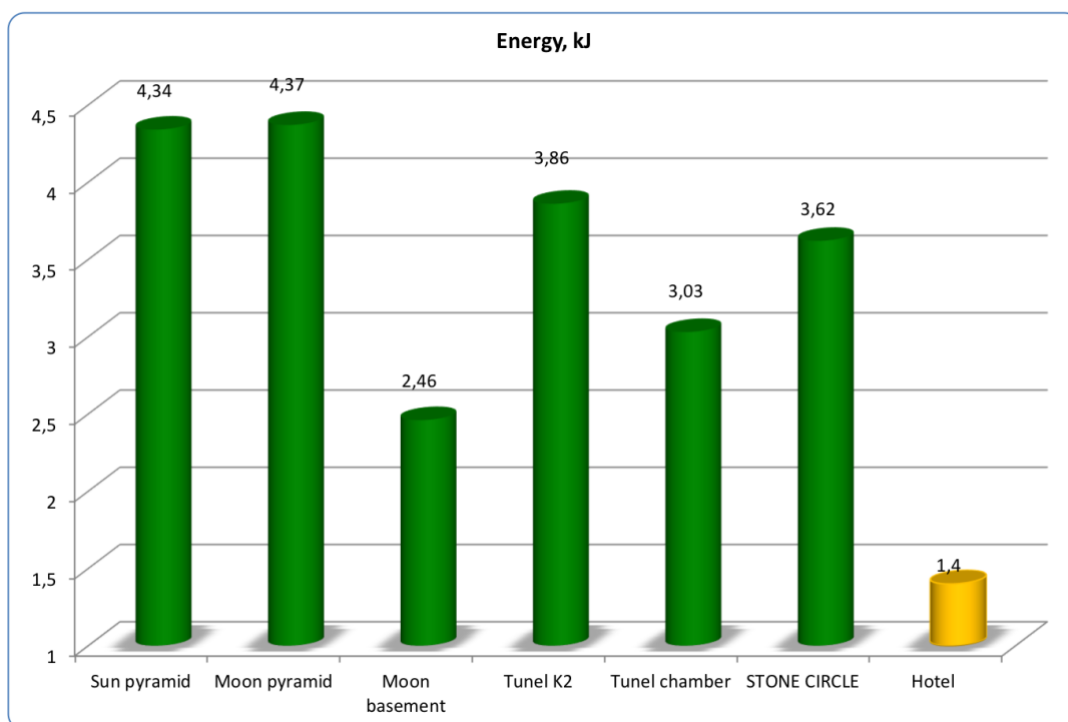


Fig.3. Results of Sputnik measurements at different places in 2017.

At Fig. 4 data of the environment activity parameter in the same points are presented. This parameter is calculated as the standard deviation of the signal for a certain time.

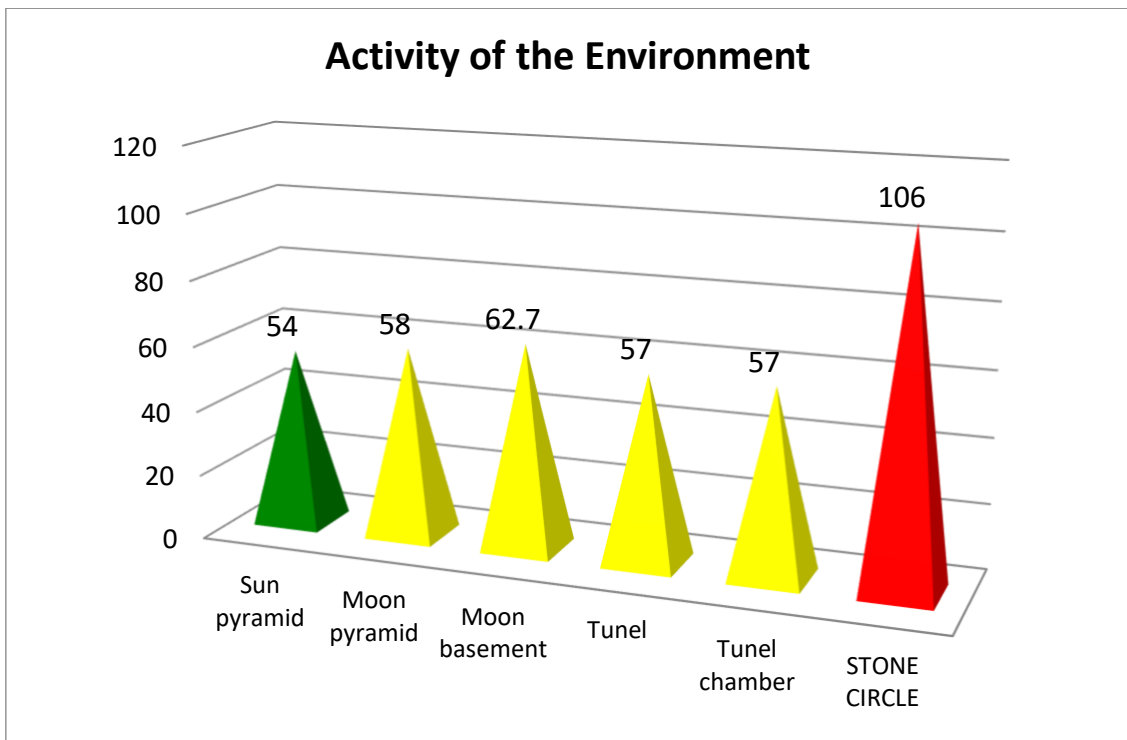


Fig. 4. Environment activity parameter in different points.

Numerous experiments have allowed to establish the correlation of the values of the environment activity parameter with the well-being of people in these places. As seen in Fig.4, at all measurement points, this parameter was in the most favorable range, except for the measurement in the center of the newly laid out stone circle in the Park. There the parameter value was very high, which confirms the idea that being at this point for more than 5 minutes is unfavorable for health.

Note that the measurements were carried out at several points on different days, the data practically coincided.

2. Human measurements

The team of Dr Osmanagich was able to organize Bio-Well GDV reading from many people before and after visiting tunnels. In 2017-2018 more than 200 people were measured. We calculated statistics for randomly selected 50 people. Results are presented at Fig.5.

As we see, for all measured people level of Stress decreased and level of Energy increased. This confirms positive influence of tunnel environment to human health. Dr. Osmanagich is organizing Health Center to help people get more benefits from visiting tunnels and pyramids following their health state before and after this course.

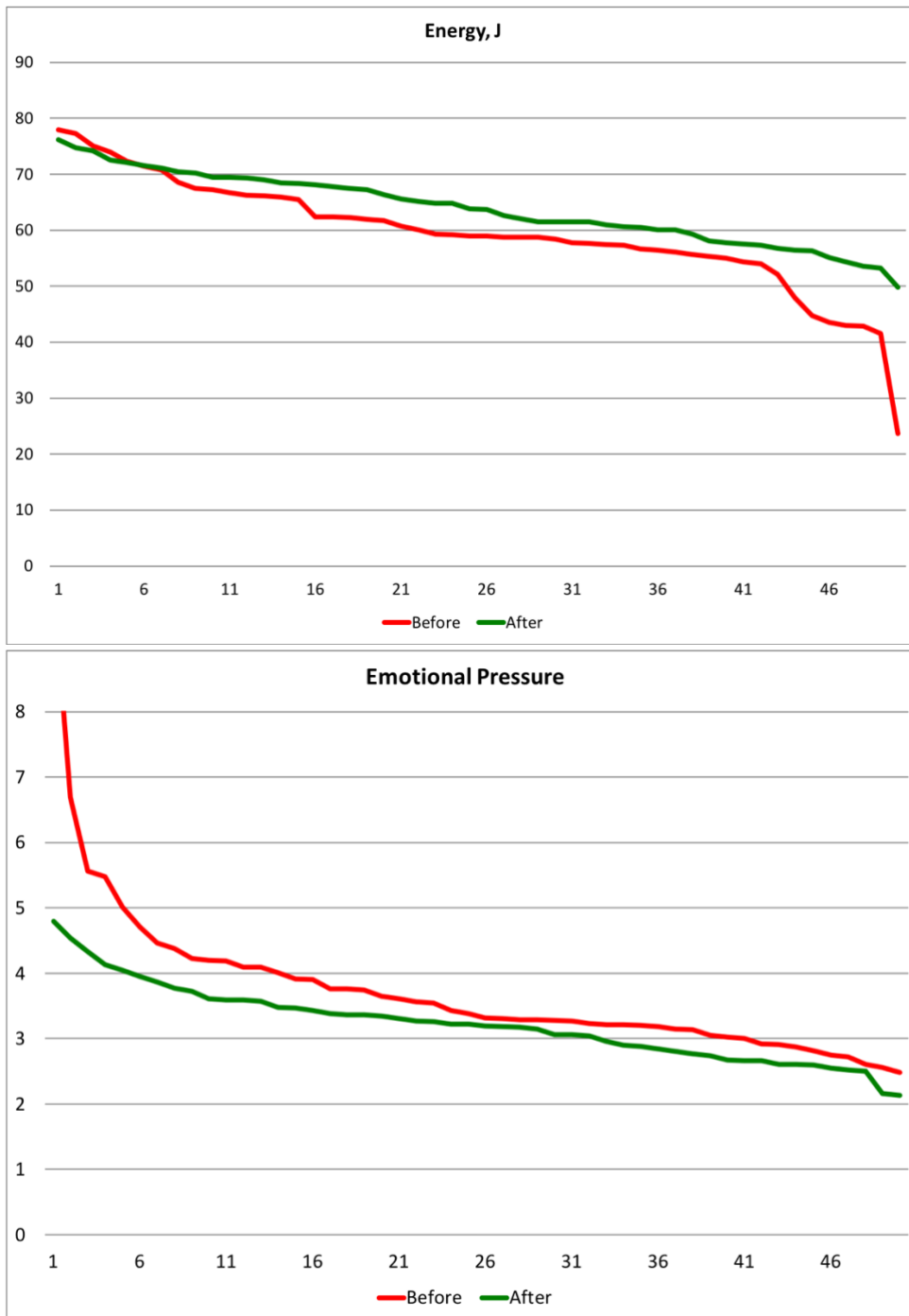


Fig. 5. The energy reserve and stress level parameters for 50 people before and after a visit to the tunnels.

Conclusion

All data collected by Bio-Well measurements in 2017-2018 suggest that Pyramids and tunnels obtain special properties which influence the environment and create beneficial conditions for people. These results should be considered as preliminary and need an extra confirmation using other instrumental methods.